


Introducing “Popmoney” formerly known as “ZashPay”

Popmoney is an easy, fast and secure online personal payment service that lets you send and receive money to and from others directly from your banking account.

With Popmoney, you can send money to just about anyone, anytime, anywhere in the U.S.! All you need is their name, and either an e-mail address or mobile phone number to get started.

Sign in to your First State Bank online banking account and select the “**Express Transfer**” tab.

You can also use Popmoney via your iPhone, iPad or Android phone.



First State Bank Athens

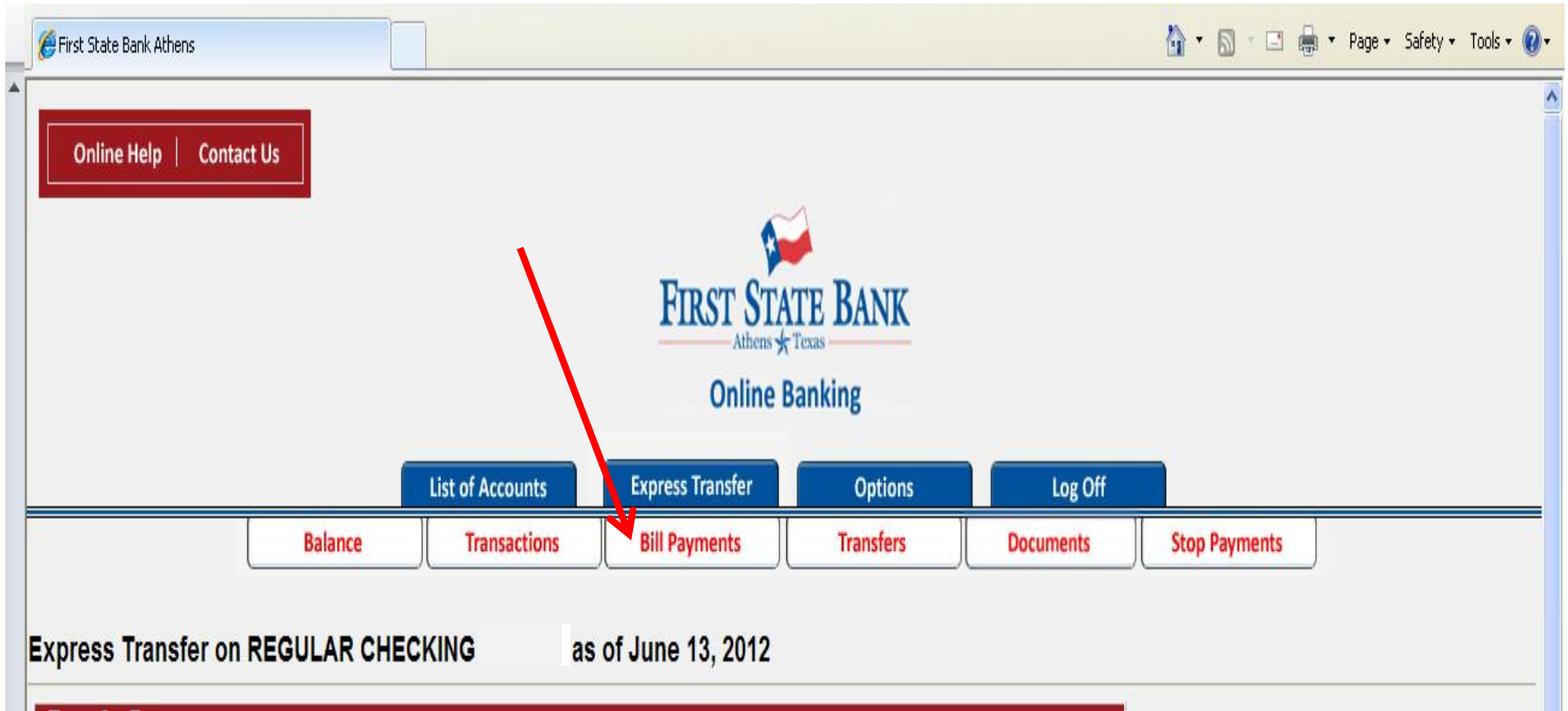
Online Help | Contact Us

FIRST STATE BANK
Athens Texas
Online Banking

List of Accounts Express Transfer Options Log Off

List of Accounts for as of June 13, 2012
Date Last Login: June 13, 2012 09:13:00 AM

Click on the “Bill Payments” tab



The screenshot shows the First State Bank Athens Online Banking interface. At the top left, there is a navigation bar with "Online Help" and "Contact Us" links. The main header features the First State Bank logo, which includes a Texas state flag icon, the text "FIRST STATE BANK", and "Athens Texas" below it. Underneath the logo is the text "Online Banking". A horizontal navigation bar contains several tabs: "List of Accounts", "Express Transfer", "Options", and "Log Off". Below this bar is a secondary row of tabs: "Balance", "Transactions", "Bill Payments", "Transfers", "Documents", and "Stop Payments". A red arrow points to the "Bill Payments" tab. At the bottom of the page, the text "Express Transfer on REGULAR CHECKING" is displayed on the left, and "as of June 13, 2012" is displayed on the right.

First State Bank Athens

Online Help | Contact Us


FIRST STATE BANK
Athens Texas
Online Banking

List of Accounts | Express Transfer | Options | Log Off

Balance | Transactions | Bill Payments | Transfers | Documents | Stop Payments

Express Transfer on REGULAR CHECKING as of June 13, 2012

Select the "Popmoney" tab



The screenshot shows the First State Bank website interface. At the top, there is a navigation menu with the following tabs: Payment Center, Add a Bill, Bill History, Manage My Bills, Popmoney, My Accounts, and My Profile. The 'Popmoney' tab is highlighted in blue, and a red arrow points to it from the text above. Below the navigation menu, the main content area includes a 'Welcome' message dated Wednesday, June 13, 2012, with a link to 'View new message from Customer Service'. To the right of the welcome message is a 'Checkfree' logo with the text 'TRANSACTIONS GUARANTEED BY Checkfree'. Below the welcome message is a 'Payment Center' section with a 'Quick Biller Add' box containing a link to 'View suggested bills in your area'. Below that is a 'Pay Bills' section with a 'Pay From' dropdown set to 'FIRST STATE BANK CHK' and a link to 'Add/Manage Groups'. Underneath is a 'Monthly Bills' section with a table of bills. The table has columns for 'Features', 'Biller Name', 'Amount', and 'Pay Date'. One bill is listed for 'AT&T MOBILITY' with a 'GET BILL' icon. To the right of the 'Pay Bills' section is a 'View. Click. Done. E-Bills. The easiest way to pay your bills.' advertisement with a 'LEARN MORE >>' link. Below the advertisement is a 'Bill Reminders' section with a link to 'Set Up Reminders'.

Help | Sign Out

FIRST STATE BANK

Payment Center Add a Bill Bill History Manage My Bills **Popmoney** My Accounts My Profile

Welcome
Wednesday, June 13, 2012
[View new message from Customer Service](#)

GUARANTEED TRANSACTIONS GUARANTEED
BY **Checkfree**


Payment Center

Quick Biller Add
[View suggested bills in your area](#)

Pay Bills

Pay From FIRST STATE BANK CHK
[Add/Manage Groups](#)

Monthly Bills

Features	Biller Name	Amount	Pay Date
	AT&T MOBILITY AT&T MOBILITY **51288	\$ <input type="text"/>	<input type="text"/>

View. Click. Done.
E-Bills. The easiest way to pay your bills. [LEARN MORE >>](#)

Bill Reminders

You can set up reminders to help you track when your bills are due. We alert you of any electronic bills you've set up too.

[Set Up Reminders](#)

Payment Information:
From : Choose the account you are using for payment

The screenshot shows the First State Bank website's payment interface. At the top, there is a navigation bar with links for "Payment Center", "Add a Bill", "Bill History", "Manage My Bills", "Popmoney", "My Accounts", and "My Profile". Below this is a sub-navigation bar with "Overview", "Send Money", "Activity", "Contacts", and "Preferences". The main content area is titled "Payment Information" and includes a "From" dropdown menu, a "To" text input field, "Amount" and "Send Date" input fields, and a "Transaction Fees" section. A red arrow points to the "From" dropdown menu, which is currently set to "First State Bank, FIRST STATE BANK CHK, XXXX9923".

Bill Pay

Help | Sign Out

FIRST STATE BANK

Payment Center | Add a Bill | Bill History | Manage My Bills | Popmoney | My Accounts | My Profile

Overview | Send Money | Activity | Contacts | Preferences

popmoney

Payment Information (* = required)

From* First State Bank, FIRST STATE BANK CHK, XXXX9923

To* Enter name, email or mobile number

Amount* 0.00 Send Date* 06/13/2012

Transaction Fees: \$0.00

Make this a Recurring Payment

Add a note to this transaction

Cancel Continue

On the next screen, you'll have the chance to confirm all your payment details.

Popmoney Help

[What is Popmoney?](#)

[How Popmoney works?](#)

[What are the fees?](#)

[What are the different ways I can send money to someone?](#)

[FAQs](#)

To: You will be able to select from a list of individuals previously entered or you may add a new contact.



The screenshot displays the First State Bank website's Popmoney interface. At the top, the bank's logo and name are visible, along with navigation links for 'Help' and 'Sign Out'. Below the logo is a red navigation bar with tabs for 'Payment Center', 'Add a Bill', 'Bill History', 'Manage My Bills', 'Popmoney', 'My Accounts', and 'My Profile'. The main content area is titled 'popmoney' and includes a sub-navigation bar with 'Overview', 'Send Money', 'Activity', 'Contacts', and 'Preferences'. The 'Send Money' section is active, showing a 'Payment Information' form. The 'From' field is set to 'First State Bank, FIRST STATE BANK CHK, XXXX9923'. The 'To' field is a dropdown menu with a list of names: 'Cathy', 'Deann', 'Pam', and 'Robert Craig'. A red arrow points to the 'Robert Craig' option. Below the dropdown is a link to '(+) Add New Contact'. The 'Amount' field is empty. There are options to 'Make this a Recurring Payment' and 'Add a note to this transaction'. At the bottom of the form are 'Cancel' and 'Continue' buttons. A footer note states: 'On the next screen, you'll have the chance to confirm all your payment details.' On the right side, there is a 'popmoney Help' section with links for 'What is Popmoney?', 'How Popmoney works?', 'What are the fees?', 'What are the different ways I can send money to someone?', and 'FAQs'.

To Send Money:

Amount: (minimum \$5.00)

Transaction Fee: \$0.50

Message (required)

Payment Center Add a Bill Bill History Manage My Bills Popmoney My Accounts My Profile

From * First State Bank, FIRST STATE BANK CHK, XXXX9923

To * P

Amount * Send Date * 06/13/2012

Transaction Fees: \$0.50

[Make this a Recurring Payment](#)

Send Method [?](#)

How would you like to send the money? *

903-555-5555

A text message will be sent on your behalf with instructions on how to deposit the money.
[See a sample text message](#)

K * sent you \$

* (20 characters maximum)

My Notes (Not Seen by the Recipient) [Remove My Notes](#)

Enter notes to help you keep track of your payments.

Category * Description (50 characters)

Entertainment

Please Select

Allowances

Bills

Entertainment

Gifts

Household Expenses

chance to confirm all your payment details.

[How Popmoney works?](#)

[What are the fees?](#)

[What are the different ways I can send money to someone?](#)

[FAQs](#)

Confirmation Page of payment sent.

Verify all information and click on the “Send Payment” button

Payment Center | Add a Bill | Bill History | Manage My Bills | **Popmoney** | My Accounts | My Profile

Overview | Send Money | Activity | Contacts | Preferences

Verify Payment

- Pam . may have to provide additional information in order to receive the money on the next business day after the send date. Please make sure Pam follows the instructions in the payment notification that he/she will receive.

Detailed Payment Information		Delivery Details:
From:	First State Bank, FIRST STATE BANK CHK, XXX	1 day after recipient deposits
To:	Pam . 903-555-5555	My Notes
Amount:	\$5.00	Category: Entertainment
Send Date:	06/13/2012	Description: party at Cathy's
Fee:	\$0.50	
Frequency:	One-Time Payment	

Send Method

Send To: 903-555-5555
Personal Message: Kl...s sent you \$5.00 & says this is a test

Amount:	\$5.00
Fees:	\$0.50
Total Amount:	\$5.50

Cancel | Edit | **Send Payment**

Popmoney Help
[What is Popmoney?](#)
[How Popmoney works?](#)
[FAQs](#)